



## Thru-beam sensor LA28/LK28-Z-F2/31/116



- Universal series with highly versatile fields of use
- Resistant against noise: reliable operation under all conditions
- Highly visible LED as alignment aid in receiver optics
- Programmable time function GAN, GAB, IAB as well as GAN-IAB and GAN-GAB as double function

### Thru-beam sensor



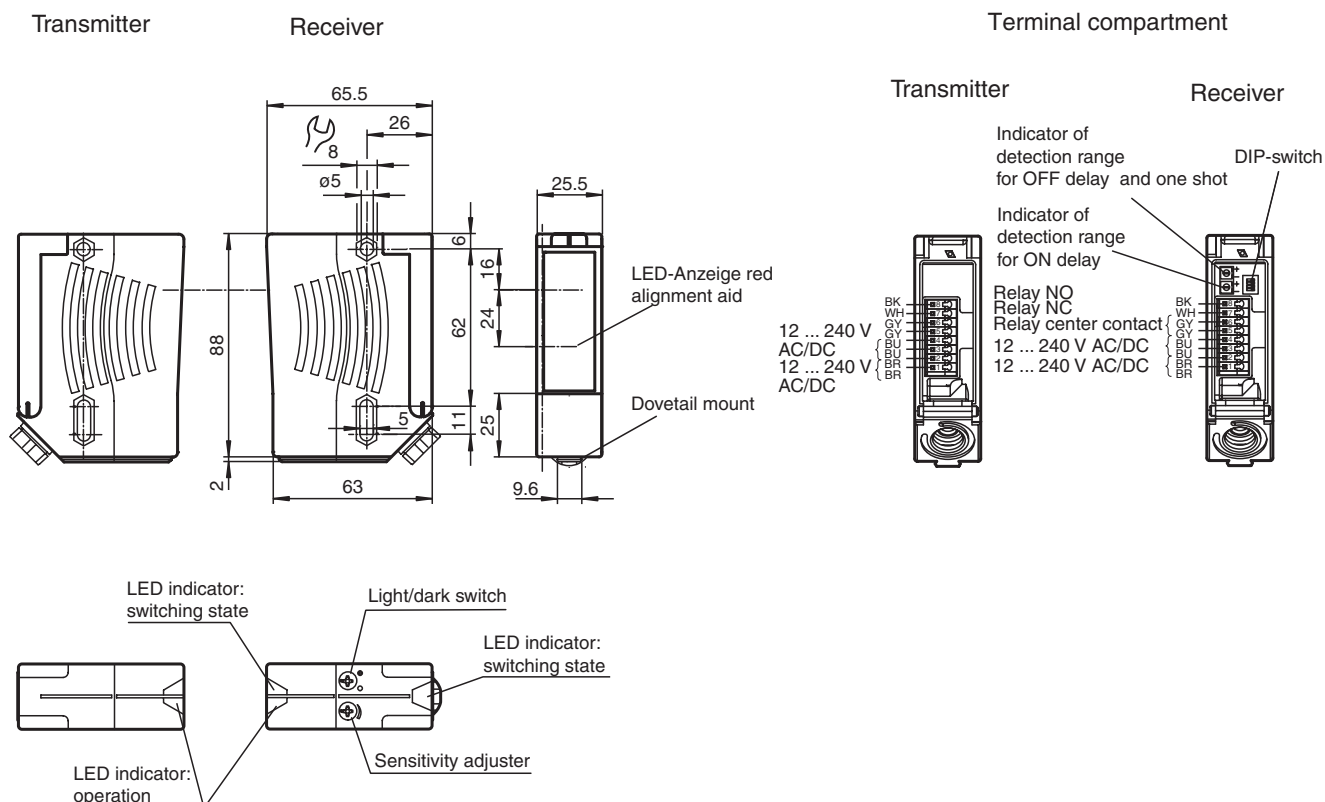
### Function

The series 28 family of sensors can be universally used. It has a large range of models that allows it to be integrated into any automation environment. The sensors are contained in sturdy water resistant plastic housings with multiple fastening options and scratch resistant optical cover. Features such as a timer function, and functions including a light/dark switch, sensitivity adjuster and highly visible status LEDs make for less effort on the part of the user and streamline installation, setup and operation. Just about any task associated with positioning, moving, conveying and monitoring can be accomplished with these sensors.

### Application

- Object tracking in material handling, and the packaging sector
- Material flow monitoring
- Bin occupancy check in storage technology
- Fine positioning in high-bay warehouses
- Presence and height monitoring on pallet conveyors
- Single-beam protection for automatic industrial gates and elevator doors
- Protection at automatic gates

## Dimensions



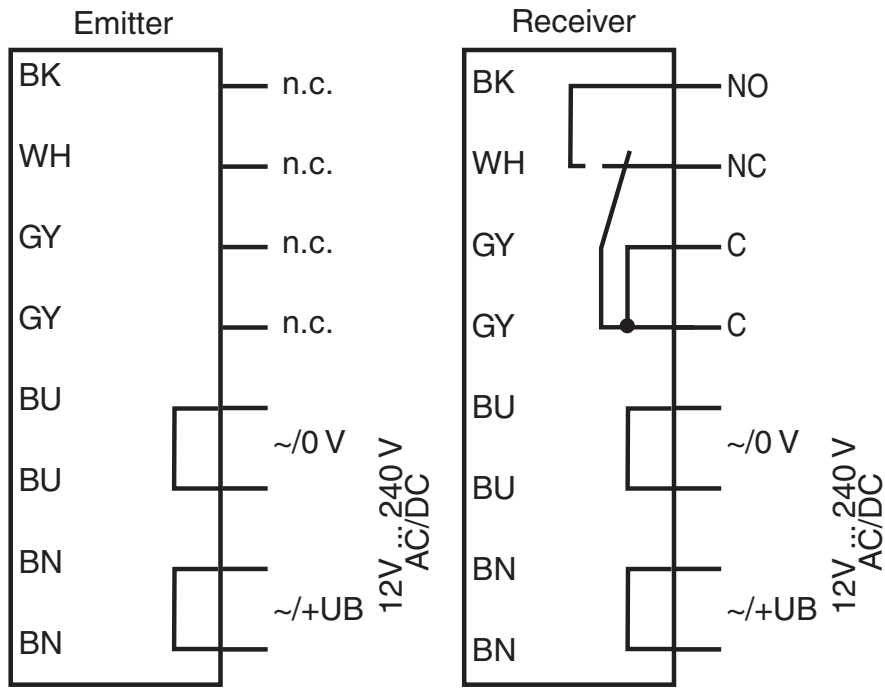
## Technical Data

<b>System components</b>	
Emitter	LA28-F2/116
Receiver	LK28-Z-F2/31/116
<b>General specifications</b>	
Effective detection range	0 ... 65 m
Threshold detection range	90 m
Light source	LED
Light type	modulated visible red light
Alignment aid	LED red (in receiver lens) illuminated constantly: beam is interrupted, flashes: reaching switching point, off: sufficient stability control
Transmitter frequency	F2 = 30 kHz
Diameter of the light spot	approx. 1.3 m at 65 m
Angle of divergence	Emitter 1.2°, Receiver 5°
Ambient light limit	50000 Lux
<b>Functional safety related parameters</b>	
MTTF <sub>d</sub>	490 a
Mission Time (T <sub>M</sub> )	20 a
Diagnostic Coverage (DC)	0 %
<b>Indicators/operating means</b>	
Operation indicator	LED green

## Technical Data

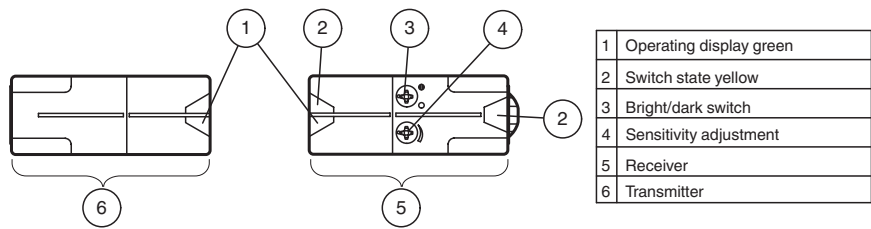
Function indicator	LED yellow: 1. LED lit constantly: signal > 2 x switching point (function reserve) 2. LED flashes: signal between 1 x switching point and 2 x switching point 3. LED off: signal < switching point	
Control elements		sensitivity adjustment (Adjustment to < 25% of the effective operating range) , Light-on/dark-on changeover switch
<b>Electrical specifications</b>		
Operating voltage	U <sub>B</sub>	12 ... 240 V AC/DC
Power consumption	P <sub>0</sub>	≤ 3.5 VA
<b>Output</b>		
Switching type	light/dark on, switchable . (selectable, light/dark switching is only activated if the receiver has 'dark on' selected.)	
Signal output		Relay, 1 alternator
Switching voltage		max. 250 V AC/DC
Switching current		max. 2 A
Switching power		DC: max. 50 W AC: max. 500 VA
Switching frequency	f	25 Hz
Response time		20 ms
Timer function		ON delay (GAN), OFF delay (GAB), one shot (IAB), ON delay-OFF delay (GAN-GAB), programmable adjustment range 0.1 ...10 s
<b>Conformity</b>		
Product standard		EN 60947-5-2
<b>Approvals and certificates</b>		
EAC conformity		TR CU 020/2011 TR CU 004/2011
Protection class		II, rated insulation voltage ≤ 250 V AC with pollution degree 1-2 according to IEC 60664-1 Output circuit insulated from control circuit in accordance with IEC 61140. Caution! The protection class 2 is only valid when the terminal compartment is closed.
UL approval		cULus Listed <b>Caution:</b> This equipment is considered as open-type equipment. It must be mounted within an enclosure, that is suitably designed for protection against internal fire and personal injury resulting from accessibility to live parts according UL 508.
CCC approval		Certified by China Compulsory Certification (CCC)
<b>Ambient conditions</b>		
Ambient temperature		-40 ... 60 °C (-40 ... 140 °F)
Storage temperature		-40 ... 75 °C (-40 ... 167 °F)
<b>Mechanical specifications</b>		
Housing width		25.8 mm
Housing height		88 mm
Housing depth		65.5 mm
Degree of protection		IP67
Connection		terminal compartment with 8 spring-loaded terminals for wire cross section 0.5 ... 1.5 mm <sup>2</sup> , Insulation stripping 7.5 ... 8.5 mm , M16 x 1.5 cable gland
<b>Material</b>		
Housing		Plastic ABS
Optical face		Plastic pane
Mass		200 g (emitter and receiver)

Connection Assignment

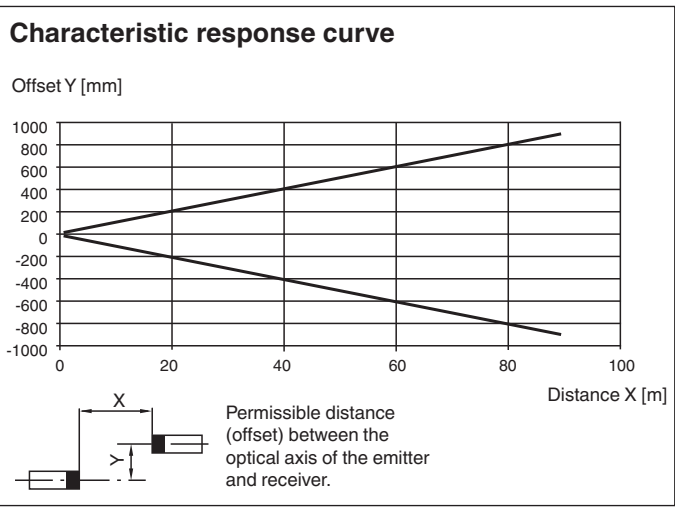


The relay-functions "NC" and "NO" bear on the switching mode "Dark-ON". This complies to the default setting of the light/dark switch (factory setting).

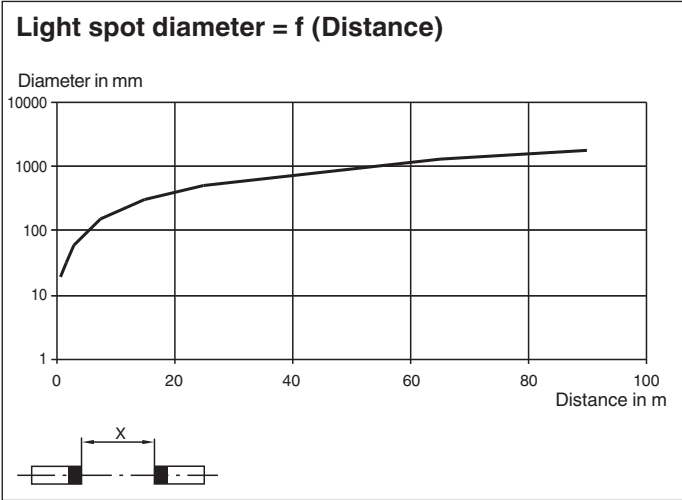
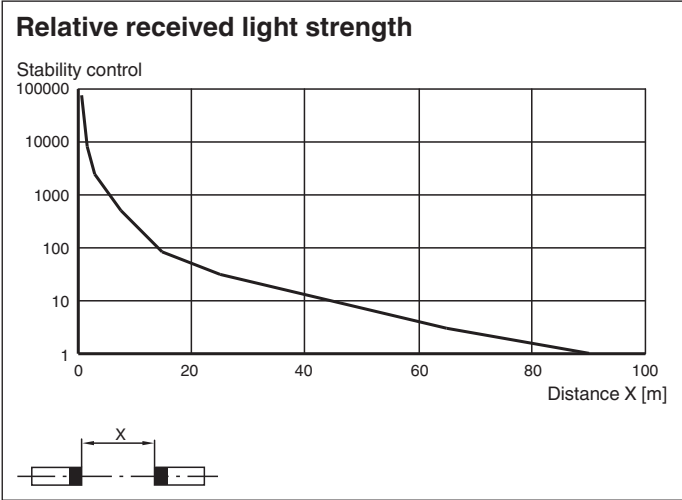
Assembly



Characteristic Curve





Release date: 2021-09-29 Date of issue: 2021-09-29 Filename: 134119\_eng.pdf







**Application**



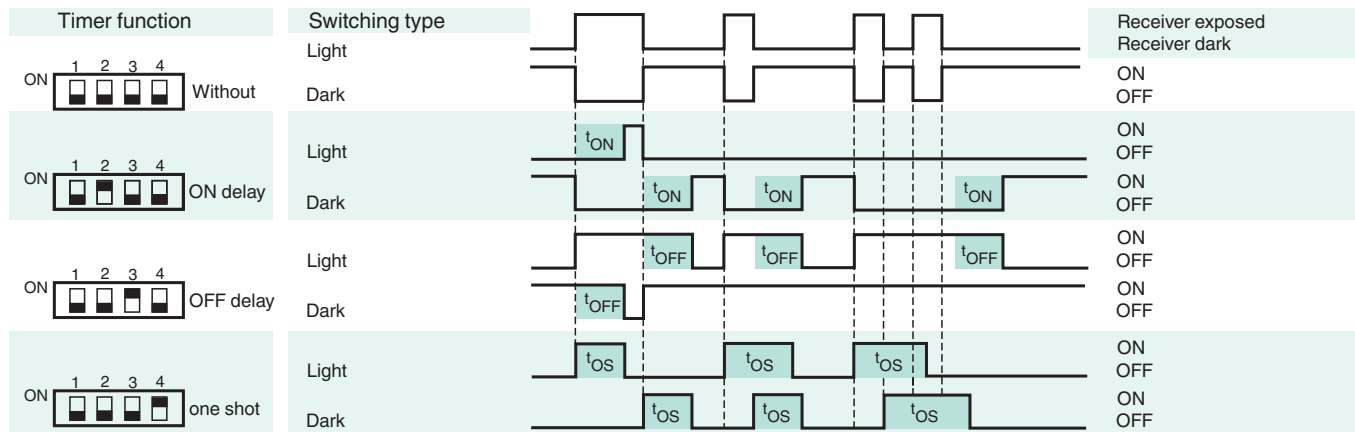
**Accessories**

	<b>OMH-05</b>	Mounting aid for round steel ø 12 mm or sheet 1.5 mm ... 3 mm
	<b>OMH-21</b>	Mounting bracket: mounting aid for sensors in the RL* series

**Accessories**

	<b>OMH-22</b>	Mounting aid for RL* series
	<b>OMH-RLK29</b>	Mounting bracket
	<b>OMH-RLK29-HW</b>	Mounting bracket for rear wall mounting
	<b>OMH-RL28-C</b>	Weld slag cover model

## Timer functions



Type	Description	Notes
-Z	OFF delay timer	Adjustable time interval (0.1 s - 10 s)
	one shot timer	
	ON delay timer	
	ON delay timer / OFF delay timer	
	ON delay timer / one shot timer	